

# Support instructors in taking their online teaching practices to the next level

*Teaching Online: Next Steps in Design and Development* provides timely and practical training in best practices for online instruction – supporting all members of teaching staff in designing and delivering effective online learning experiences.

Made up of four short modules, this concise, online course is suitable for instructors who are engaging with online or blended teaching for the first time, or looking to refresh their knowledge and skills.

Exploring key pedagogical principles and frameworks, the course integrates clear explanations and definitions, practical tips, interactive activities, and useful links – ensuring that all members of teaching and learning support staff are equipped to take full advantage of the possibilities afforded by online and blended modes of teaching.

## Reviewers:

**David Gallimore**, Senior Lecturer and College Lead for the Swansea Academy of Learning and Teaching

**Dr David McIlroy**, Reader in the Psychology of Individual Differences in Education at Liverpool John Moores University

**Dr Sam Nolan**, Assistant Director of Durham University's Centre for Academic Development

**Claire Thomson**, Head of Centre for Enhancement in Learning and Teaching at Bishop Grosseteste University

**Emma Young**, Head of Student Success Services at the University of Bradford, UK



# Teaching Online: Next Steps in Design and Development

## GETTING STARTED: DESIGNING ONLINE LEARNING

- Introduction to key principles: synchronous and asynchronous learning
- Approaches to learning design
- The Community of Inquiry framework and five stage model
- Digital learning resources
- Evaluating technology
- Academic integrity

## ASSESSMENT AND FEEDBACK


- Principles of online feedback
- Instructor feedback and assessment
- Self-assessment
- Peer assessment

## TAKING IT FURTHER: DEVELOPING THE ONLINE LEARNING EXPERIENCE

- Developing your online presence as an educator
- Creating an online community
- Effective communication
- Large and small classes
- Adaptive and personalised learning environments
- Evaluating your online course

## SUPPORTING YOUR STUDENTS: ENGAGEMENT, INCLUSIVITY AND WELLBEING

- Engaging your students with online learning
- Planning for accessibility and inclusive design
- Keeping learners motivated
- Supporting the wellbeing of your learners
- Looking after your wellbeing



Module 2 | Taking it further: Developing the online learning experience

### Developing your online presence as an educator


When moving to teaching online, it's natural to feel nervous about switching to a different format of teaching, especially if you haven't used that format before. The important thing to remember is that you've already developed your in-person teaching presence - you just have to apply your existing knowledge and experience to your new environment.

Your personal teaching presence affects every aspect of your teaching practices and is as important to consider for an online course as it is for an in-person course. When teaching online, as with teaching in person, your personal presence will come across in your tone of writing, how and when you communicate with your learners and your body language, but this will be done via audio, video and text rather than in class.

Glossary

Practical tips

Click on each card to learn more about various aspects of your personal teaching presence.



Think about your own 'personal teaching presence' skills and reflect on possible areas for improvement.


Practical tips

You will now be provided with a series of points to drag into the appropriate box. There is no right or wrong answer - you can place the points in any box, move points from one box to another and restart the activity at any time. Feedback is shown as soon as the final point has been placed in a box.

Welcome to

## Teaching Online: Next Steps in Design and Development!

Click 'Play' for an introduction to the course and to learn about what skills you'll develop as you progress through the modules.



Find out more: [www.epigeum.com/teaching-online-learning-online](http://www.epigeum.com/teaching-online-learning-online)

Request more information or a free trial: [epigeum@oup.com](mailto:epigeum@oup.com)



Follow us: @Epigeum



Follow us: Epigeum

OXFORD  
UNIVERSITY PRESS

epigeum

